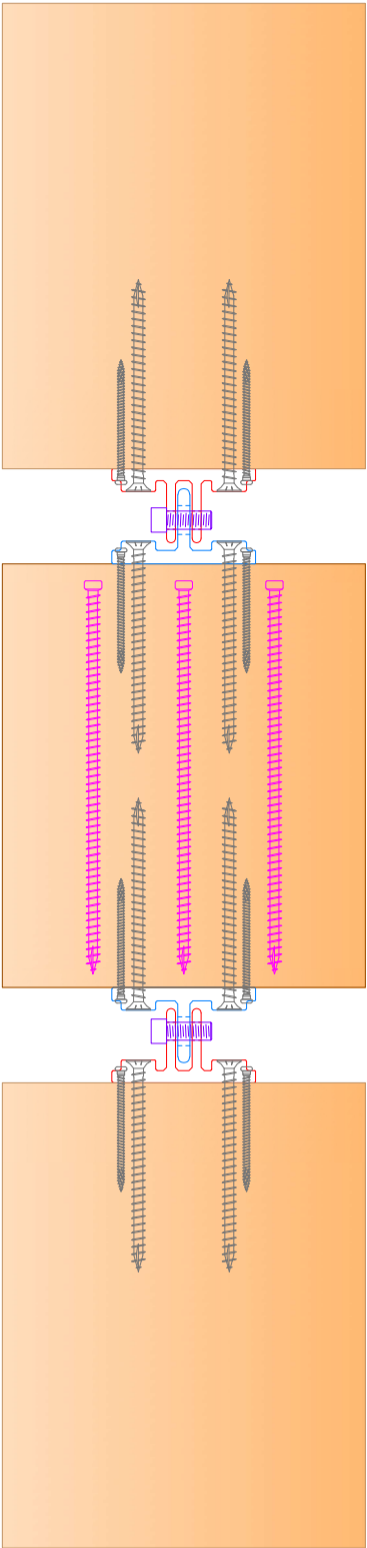


1. VISIBLE CONNECTION | INCLINED VGS SCREWS ON JOIST

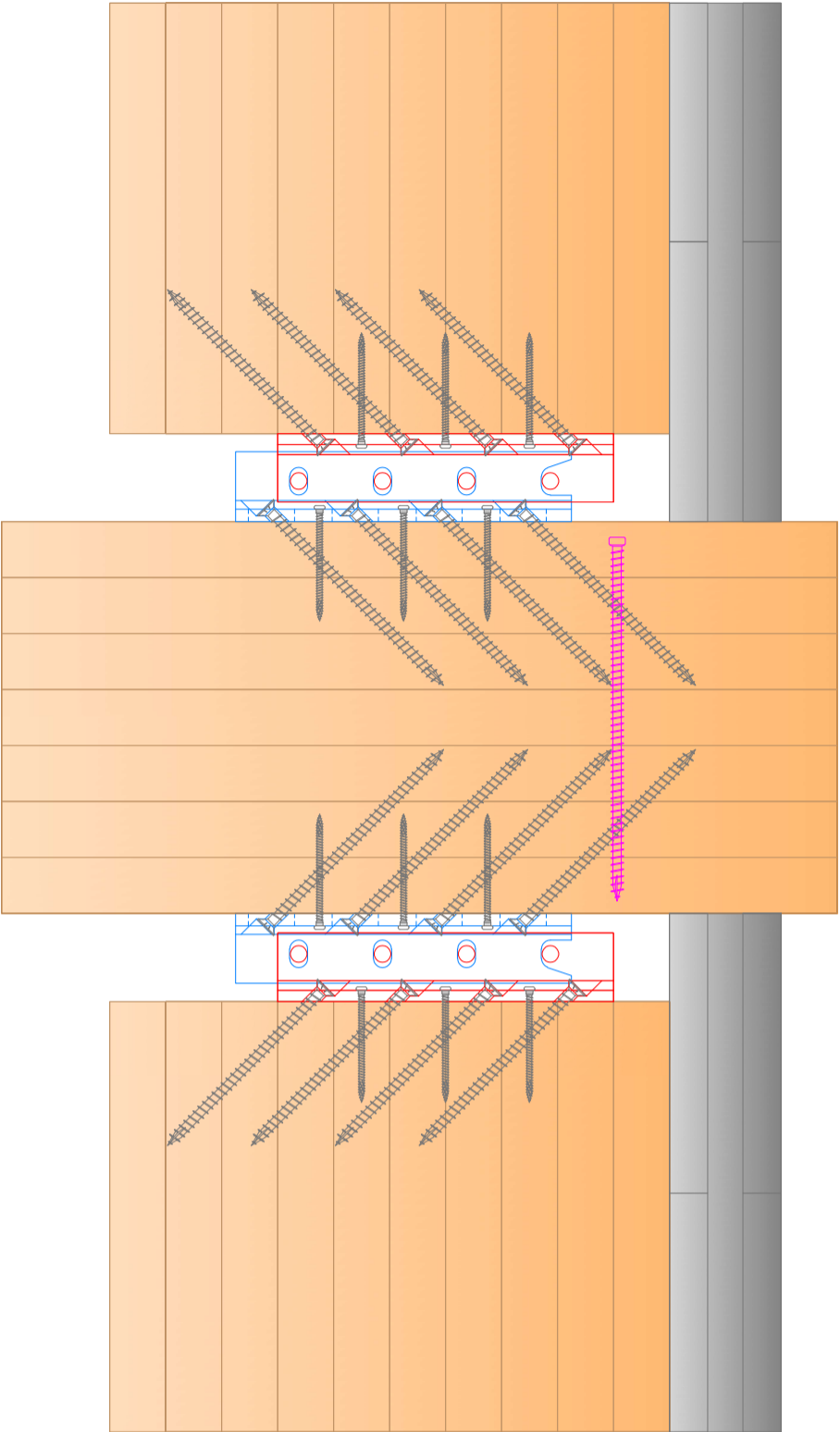
1E. HVG EXPOSED CONNECTION ON COLUMN | JVG ON JOIST+REINFORCED SCREWS

TOP DOWN

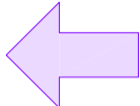
TOP VIEW



SIDE VIEW

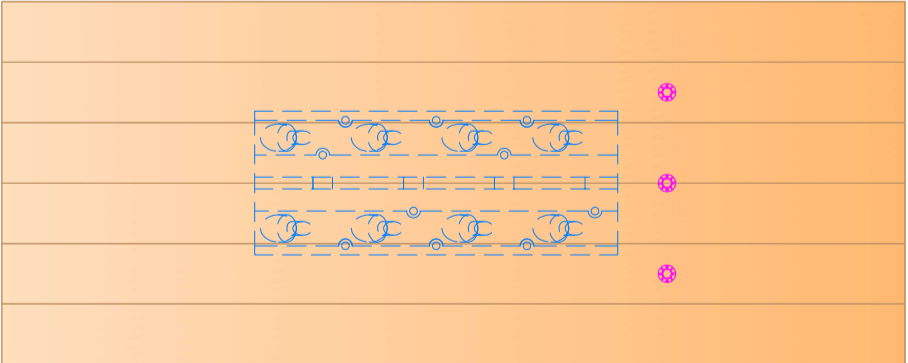


TOP DOWN INSTALLATION



SCREWS (NOT INCLUDED)	
TYPE	CODE
BEAM CONNECTOR - COLUMN	ALUMEGA240HVG
INCLINED SCREWS - HEADER	VGS9x160÷240+JIGVGS9
POSITIONING SCREWS	LBSHEVO 5x80÷120
BEAM CONNECTOR - JOIST	ALUMEGA240JV
INCLINED SCREWS - JOIST	VGS9x160÷240+JIGVGS9
POSITIONING SCREWS	LBSHEVO 5x80÷120
FASTENING	MEGABOLT
REINFORCED SCREWS - HEADER	VGZ Ø9

FRONT VIEW HEADER



Object: ALUMEGA	Rev: 01	Date: 22.01.2026	Object: Technical connection details	
	Product code: ALUMEGA240		Author: A.G.	Check: A.D.P.
doc. ref. no: 1E - ALUMEGA240_HVG-JVG		Signature:		Approval: A.D.P.
		Scale: 1: 5		Language: en